



A Guide to The School Facilities Master Plan For Orleans Parish



Recovery School District and
Orleans Parish School Board
Proposed Master Plan Amendments
Biennial Review

2011



www.rebuildingnolaschools.com



Vision: Building 21st Century Schools



Across New Orleans, the future of public school facilities has taken sharp focus.

From the modern lines of the new L.B. Landry High School, to the renovation and addition to historic buildings such as the William Frantz School, new school construction projects now dot the city.

The objective is clear—create lasting, high quality facilities for 21st Century educational needs.

With the current and future needs of the community in consideration, the goal of the master plan is to rebuild in the most equitable and cost-effective manner possible.

The School Facilities Master Plan for Orleans Parish, approved in 2008, guides the ambitious school construction program to rebuild infrastructure devastated by Hurricane Katrina. It is a joint effort of the Orleans Parish School Board (OPSB) and Recovery School District (RSD). The planning process included more than 200 neighborhood meetings and a series of focused meetings with educators.



Framing values

Excellence:

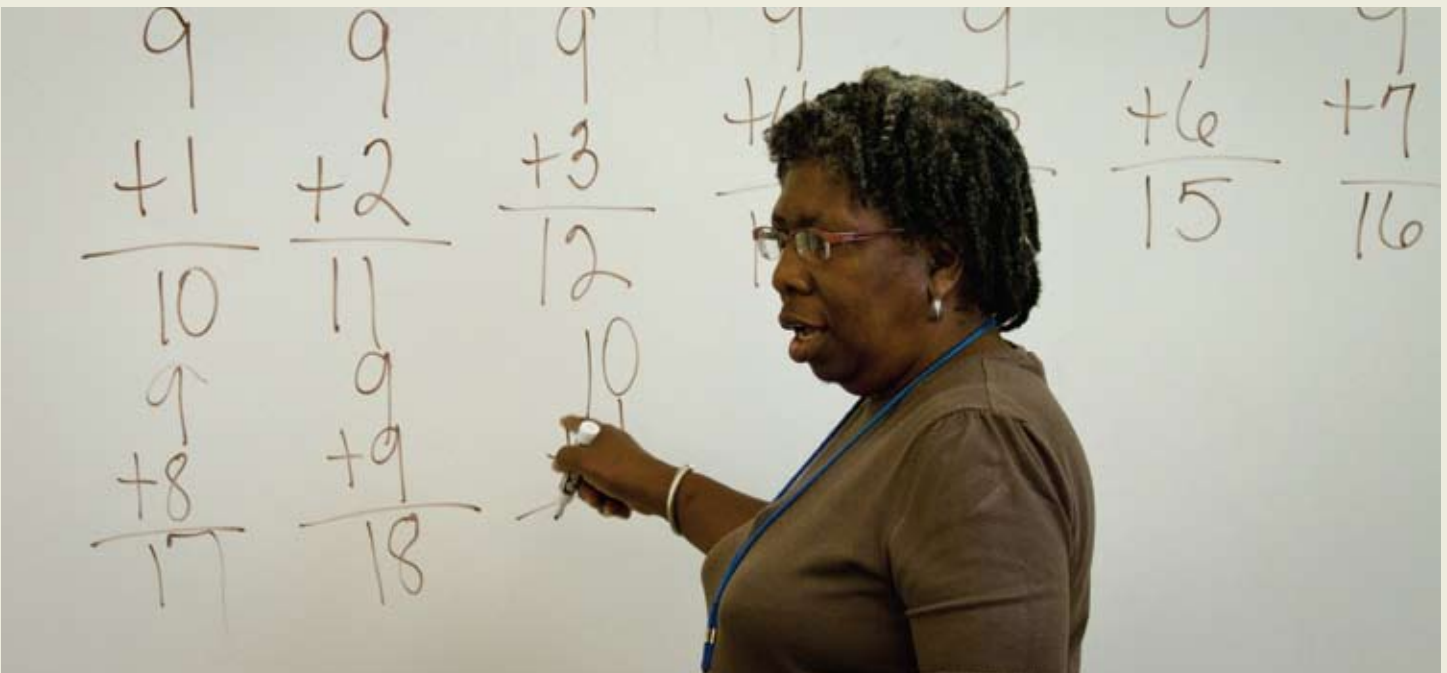
- Build schools for 21st Century educational needs
- Use public resources in the most efficient way
- Build sustainable, cost-efficient facilities that will last several generations

Equity:

- Provide equity in the quality of school buildings

Community:

- Welcome community collaboration and input



What are these Amendments?

The School Facilities Master Plan must be updated every two years to accommodate the changing repopulation patterns of the City of New Orleans.

In late 2010, the Master Plan Oversight Committee and the State Superintendent of Education launched a Peer Review Committee to review the educational

standards and design specifications within the plan and provide recommended amendments.

Also in 2010, the RSD/OPSB became the only local governments impacted by Katrina to finalize the amount of federal disaster funding, resulting in approximately \$2 billion in total federal funding.



The Basis of Recommendations

- Updated Demographic Estimates
- Recommendations from volunteer committee of New Orleans education and facilities experts
- Available Funding
- Updated Facility Condition Assessments

The Amendment Process

This amendment proposal, proposed by the administration of the RSD and OPSB, begins the formal process of amending the Master Plan. The process is as follows:

Presentation to the Master Plan Oversight Committee:

June 30th

Presentation to the Orleans Parish School Board (OPSB):

July 5th, LB Landry Auditorium, 6pm

Public Meetings Citywide and in each Orleans Parish School Board district:

July 9, 2011–July 30, 2011

Final Amendments incorporating public comments presented to OPSB:

August 16th

Final Amendments presented to the Louisiana Board of Elementary and Secondary Education (BESE):

August 18th

Financial Snapshot



When the first School Facilities Master Plan for Orleans Parish was approved in 2008, the available funding for rebuilding schools in New Orleans was approximately \$750 million.

This funding was able to cover the costs of Phase 1 of the six phase Master Plan. The RSD and OPSB worked to secure additional funding to fund the Master Plan, resulting in the 2010

settlement with FEMA.

These proposed amendments aim to ensure that this funding goes as far as possible into the plan to fund school construction in New Orleans.

Within these amendments, the districts map out how this money will be spent and identifies which projects would require additional funding to complete.

FEMA Settlement for New Orleans Schools How much money did the RSD and OPSB get from FEMA?			
Federal Funds	RSD	OPSB	Total
Construction	1,259,592,408	344,845,122	1,604,437,530
Temporary Facilities, Building Contents, Critical Recovery Operations	329,700,404	68,145,803	397,846,206
Total	1,589,292,81	412,990,925	2,002,283,736

Breakdown of FEMA Funding Spent, Committed, or to be Committed			
Phase	OPSB	RSD	Total
Critical Recovery Projects			
Phase 0	54,641,152	84,140,662	138,781,814
School Facilities Master Plan for Orleans Parish			
	Total		
Phase 1	783,234,340		
Phase 2	633,689,407		
Total	1,555,705,561*		

Phase 3 (Additional funds needed) 422,308,284

*Additional funds held in reserve for capital program contingency and program management.



Demographic Estimates

Demographic Study

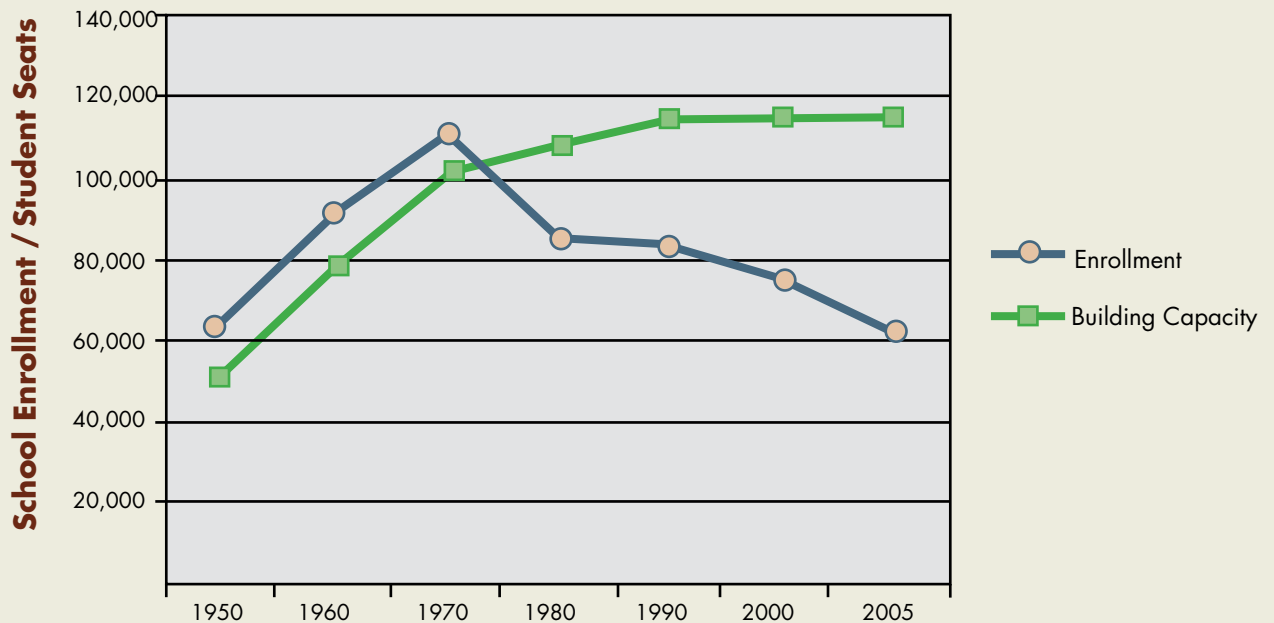
General Findings:

- Significant decrease in public school enrollment prior to Katrina – from 78,187 in 2000 to 66,408 in 2004 (15% drop)
- Number of students currently enrolled in public schools is 39,877; approximate growth of 2,000 per year over last two years
- Non-public school enrollment has been stagnant over the past two years
- Between 2008-2010, actual enrollment matched closest to the “moderate” demographic estimate

Format of Estimates:

- Low: Lower population growth with current market share of school-age population
- Moderate: Moderate population growth with current market share of school-age population
- High: Moderate population growth combined with increased market share of school-age population

Objective of Demographic Estimates: Align Facilities with Students



Sources

Enrollment

“Orleans Parish School Board District-wide Demographic Projections” Urban Systems, Inc., August 1998.

Historic Seat Capacity

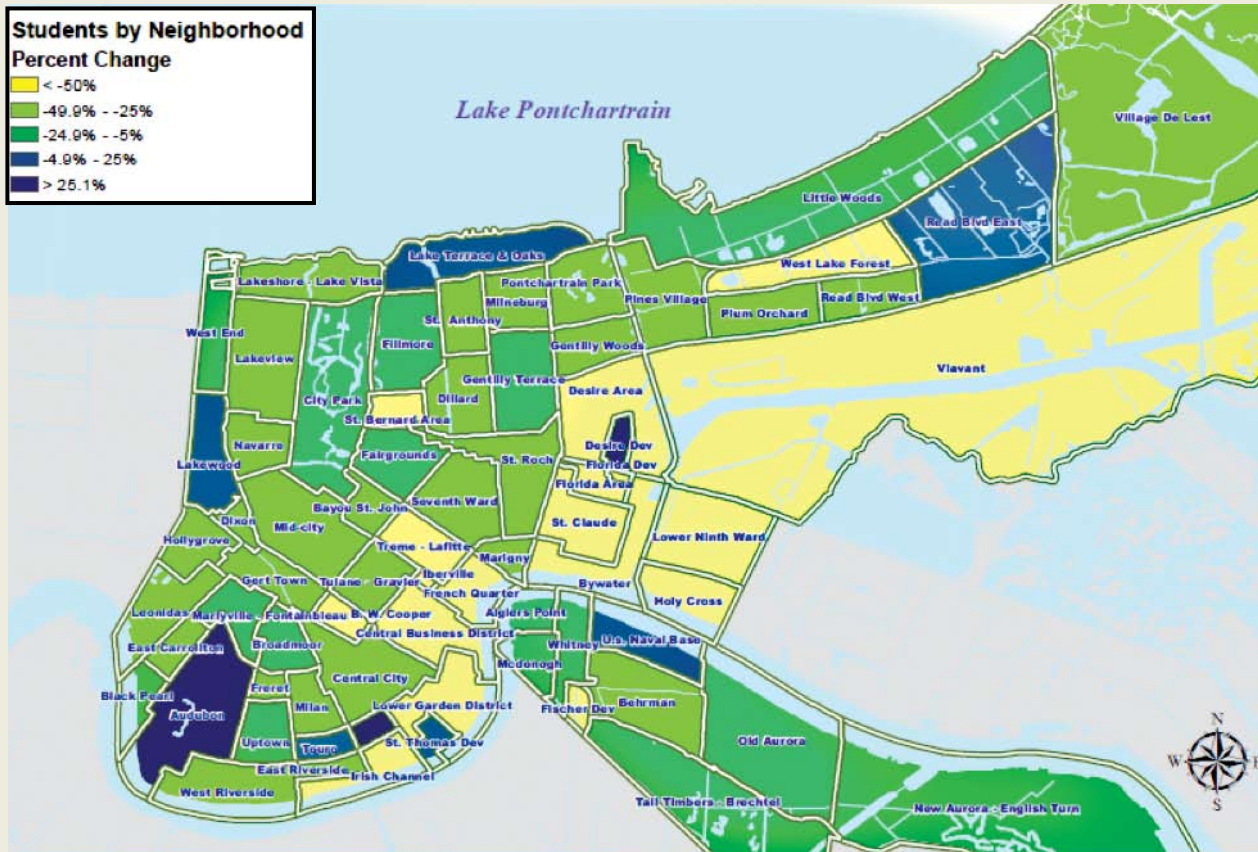
Building capacity estimates are based on original building designs.

Proposed Public School Building Plan with a five-year improvement program. Hartland Bartholomew and Associates, August 1950.

Planning Sub-District Profiles Volumes 1–13, New Orleans Public Schools, Department of Planning, various dates in 1983–1984.

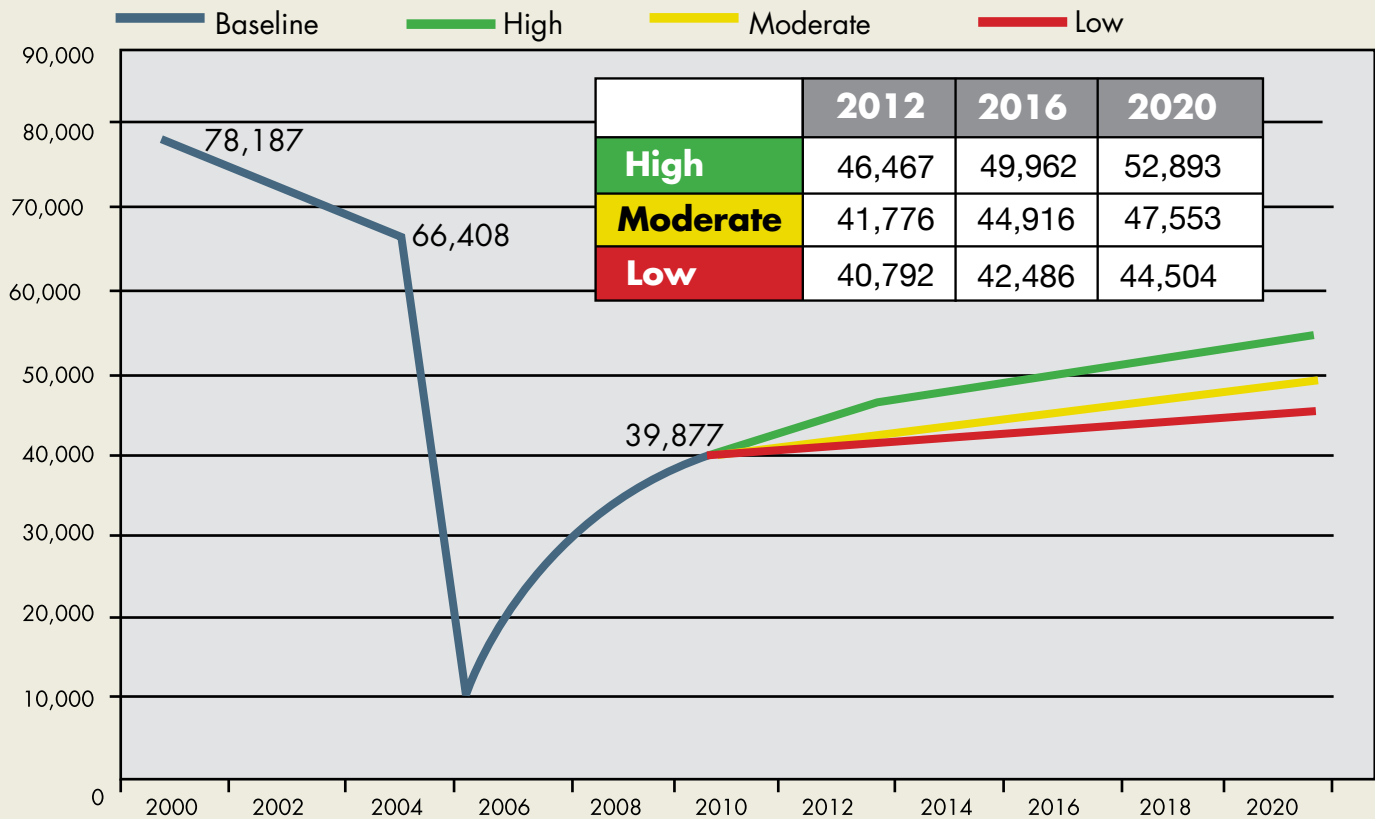
New Orleans Public Schools, Facilities Issue Report # 90–01: Overcrowding, Department of Facilities Planning, May 9, 1990.

New Orleans Public Schools Management Study: Construction Maintenance and Custodial Operations, A.T. Kearney & Company, Inc., June 1968.



Citywide Enrollment Projections

Projected Public School Enrollment 2000-2020



Source: Orleans Parish School Board and Recovery School District, GCR & Associates



Peer Review Committee and Process

In late 2010, the Master Plan Oversight Committee and the Louisiana State Superintendent of Education created the Master Plan Peer Review Committee.

This committee reviewed the educational standards and the design specifications of the School Facilities Master Plan, and provided recommendations that the RSD/OPSB would consider adopting within the master plan amendments.

The Peer Review Committee is made up of educational leaders and technical experts from throughout the city, state, and nation.

While the vast majority of the committee's recommendations are adopted within these proposed amendments, there are some that remain "open questions" needing public input.

Peer Review Committee and RSD/OPSB Responsibilities

Peer Review Committee Responsibilities

- Provide a venue for school operators to give input on school facility design standards
- Help the RSD/OPSB build more operator-friendly schools

RSD/OPSB Responsibilities

- Review the recommendations of the Peer Review Committee with the goal of striking a balance between the needs of school operators, community input, and technical specifications


COLLECTIVE RECOMMENDATIONS

Flexible Spaces

- Conference rooms can be classrooms
- Office space can be resource rooms

Classrooms in the Building

- More efficient use of one-time federal dollars
- More cost effective use of operational dollars



What is a 21st Century School?



All PreK-12 Facilities will receive:

- Classrooms sized appropriately
- Science Labs
- LEED Silver
- Dining Halls with full serving kitchens (sized to handle 3 servings maximum)*
- Spaces designed for the Arts
- Visual, Band, Choir, Drama and Dance
- Performance Space or Auditorium*
- Media Centers*
- Competition Gymnasiums*
- Special Needs and Resource Rooms
- ADA accessible
- Teacher Workrooms and Storage
- Technological Features
- Administrative and Student Services

*potential community use



PK-8 School Specifications

2008 Master Plan	Proposed Amendments*
Two classes per grade	Three classes per grade
Half-mile walking distance	One mile walking distance
50% of students from neighborhood **	50% of students from neighborhood
450–600 program capacity	750–850 program capacity (fewer, but larger schools)
3–5 acres (new acquisitions)	3–5 acres (new acquisition)

*OPSB and RSD Administration Recommendations

**This percent is used only to determine the locations for rebuilding schools, rather than serving as a guide for school enrollment.

High School Specifications

2008 School Specifications	Proposed Amendments*
City-wide enrollment	City-wide enrollment
No neighborhood boundaries	No neighborhood boundaries
600–1,100 students (Comprehensive)	Larger: 813–1199 Program Capacity
N/A	Medium: 626–918 Program Capacity
450-600 students (Boutique)	Smaller: 418–609 Program Capacity
10 acres (new acquisition)	10 acres (new acquisition)

*OPSB and RSD Administration Recommendations

General High School Specifications

Educational Space	Small High School	Medium High School
Career Tech Lab	Not included	One
ROTC	Not included	Not included
Black Box Theater Space	Included	Not included
Auditorium	Not included	Included

Potential Trade-offs—Large High Schools

Educational Space	Option 1	Option 2
Practice Gym	Included	Not included
ROTC	Include specialized classroom	Not included
Drama/Dance	Includes specialized classroom for each	Shared with dance
Science	Six laboratories	Five laboratories: Two with fume hoods
Career/Technical Education	Six classrooms	Four classrooms
SBHC	Included	Not included

Proposed Building Phase Amendments



Definitions and Indicators

	2008 Master Plan	Proposed Amendments*
Phases	Six	Three
Funded	Phase 1	Phases 1-2
Unfunded	Phases 2-6	Phase 3**

*The RSD/OPSB administration recommend three Master Plan phases rather than six. Completely funded, Phases 1-2 will put 83% of students (with moderate demographic growth) in new or renovated buildings by 2016. Based on building capacity alone, Phases 1-2 provide enough seats for 102% of moderate projected student population through 2016.

**Phase 3, which will require additional long-term funding, includes 19 buildings that may be needed in the future. Some of these buildings received significant renovation and stabilization work between 2006-current, providing critical needs to school facilities following Hurricane Katrina. Identifying funding for this phase is a critical objective.



Critical Recovery Expenditures

Campus	Total	Project Type
Allen ES	614,506	Post-Katrina minor repairs; roof replacement; solar panels installation
Ashe ES	116,776	Post-Katrina minor renovations
Audubon Extension ES (Carrollton Courthouse Bldg.)	288,289	Post-Katrina minor renovations
Audubon ES	61,467	Post-Katrina minor repairs
Banneker ES	715,571	Post Katrina minor renovations; HVAC controls replacement; replaced electrical switchgear
Baudit ES	140,889	Post-Katrina minor renovations; boiler replacement
Behrman ES	2,261,708	Post-Katrina renovations; roof replacement
Bethune ES	4,346,034	Post-Katrina renovations; play yard and floor replacement
Capdau ES	718,029	Post-Katrina renovations minor renovations
Clark HS	358,338	Post-Katrina renovations minor renovations
Cohen HS	5,458,788	Post-Katrina renovations; health clinic installation; HVAC controls replacement
Crossman ES	3,412,956	Post Katrina renovations; HVAC controls replacement
Dibert ES	1,493,701	Post-Katrina renovations; roof repair/replacement
Douglass HS	7,317,972	Post-Katrina renovations; electrical switchgear replacement; underground utilities & HVAC repair/replacement
Drew ES	3,388,799	Post-Katrina renovations, roof replacement
Easton HS	4,981,322	Post-Katrina renovation; window and roof repairs
Eisenhower ES	79,306	Post-Katrina minor repairs
Fischer ES	207,616	Post Katrina minor renovations
Fortier HS	3,283,916	Post-Katrina renovations
Franklin ES	896,842	Post-Katrina minor renovations
Franklin HS	5,148,984	Post-Katrina renovations
Gaudet ES	587,518	Post-Katrina minor renovations
Gentilly Terrace ES	4,260,870	Post-Katrina renovations; roof repair/replacement
Green ES	774,770	Post-Katrina minor repairs
Harney ES	1,641,691	Post-Katrina renovations
Harte ES	716,537	Post-Katrina minor renovations
Henderson ES	1,254,730	Post-Katrina renovations; minor roof repairs
Jackson ES	492,030	Post-Katrina minor renovations; roof repairs
Johnson HS	2,850,433	Post-Katrina minor renovations; roof replacement
Karr HS	1,357,460	Post- Katrina renovations
Lafayette ES	2,870,786	Post-Katrina repairs; roof renovations/replacement; masonry repairs
Laurel ES	564,973	Post-Katrina minor renovations
Live Oak ES	3,501,414	Post-Katrina renovations; roof, exterior doors, auditorium floor, and stage replacement
Lusher ES (Willow Street)	1,979,104	Post-Katrina renovations; roof replacement
Marshall ES	8,406,161	Post-Katrina renovations
McDonogh #15 ES	1,169,942	Post-Katrina minor renovations; masonry repairs
McDonogh #28 ES	1,864,456	Post-Katrina renovations; roof repairs
McDonogh #32 ES	1,885,896	Post-Katrina renovations; roof repairs
McDonogh #42 ES	3,041,922	Post-Katrina renovations; roof/HVAC replacement
McDonogh #7 ES	497,632	Post-Katrina minor renovations
McDonogh 35 HS	2,440,627	Post-Katrina renovations; ADA upgrades
John McDonogh Sr. High	2,106,598	Post-Katrina renovations; roof/auditorium floors/wall; bleacher replacement
McMain HS	2,726,574	Post-Katrina renovations; chiller replacement
McNair ES	493,633	Post-Katrina minor renovations; 2007 tornado repairs
MLK ES	7,067,587	Post-Katrina renovations; modular canopy and roof repairs
NelsonES	3,922,303	Post-Katrina renovations
Rabouin HS	860,032	Post-Katrina minor renovations
Reed HS	4,445,078	Post-Katrina renovations; exterior wall and bleacher replacement
Rosenwald ES	535,629	Post-Katrina minor renovations
Schaumburg ES	6,976,337	Post-Katrina renovations; chillers, windows, doors, and HVAC repairs/replacement
Schwarz ES	431,047	Interior repairs; roof repairs
Tubman ES	23,189	Post-Katrina minor repairs
Tureaud ES	899,848	Post-Katrina minor renovations; roof repairs
Village Del est ES	1,881,107	Post-Katrina renovations; roof repairs/replacement
Walker HS	1,460,819	Post-Katrina renovations
Wicker ES	2,112,090	Post-Katrina renovations; minor roof repairs
Williams, Sylvania F. ES	3,290,689	Post-Katrina renovations; play yard resurfacing/fencing; chiller/HVAC replacement
Wright HS	726,636	Post-Katrina minor renovations; restroom renovations
District-wide Restroom Renovations	4,768,874	2007 upgrades
District-wide Kitchen Renovations	5,235,014	2007 upgrades
TOTAL	137,413,841	

Phase 1 Projects – Complete

District	Campus	Program Capacity (25:1 ratio)	Cost Estimate (+/-20%)	Project Type
RSD	Guste ES	570	12,963,335	Renovation
RSD	Craig ES	542	17,220,288	Renovation
RSD	Hughes ES	556	30,139,478	New
RSD	Wilson ES	586	29,184,433	Renovation/Addition
RSD	Lake Area HS	872	39,257,429	New
RSD	Landry HS	1202	59,157,195	New
OPSB	Mahalia Jackson*	72	15,025,425	Renovation

Phase 1 Projects – Construction

RSD	FC Williams ES	556	25,427,114	New
OPSB	Hynes ES	850	26,304,056	New
RSD	Crocker ES	556	21,344,462	New
RSD	Osborne ES	556	24,447,403	New
RSD	Parkview ES	556	23,849,026	New
RSD	Frantz ES	556	24,818,038	Renovation/Addition
RSD	Colton ES	850	33,694,196	Renovation/Addition
RSD	Bienville ES**	556	10,823,932	New
RSD	Woodson ES	556	22,233,798	New
RSD	Little Woods ES	556	25,159,683	New (NTP 7/11/11)

Phase 1 Projects – Design

RSD	BT Washington HS	1122	59,557,503	New/Auditorium Renovation
RSD	Carver HS	1122	57,973,309	New
RSD	Livingston HS	1122	57,973,309	New
OPSB	Mc35 HS (Phillips/Waters)	1312	60,680,734	New
RSD	Wheatley ES	556	24,106,656	New
OPSB	Audubon ES	378	12,763,869	Renovation
OPSB	McMain HS	884	12,975,644	Stabilization; gymnasium addition
OPSB	Harte ES	850	28,590,954	New
OPSB	North Kenilworth Site ES	850	27,583,072	New
	Total	18,744	783,234,340	

*Serves children age 0-5; Capacity included in phase total is only students in grades PK-K

**Project is a joint-venture with Firstline Schools, cost-estimate reflects RSD's cost share only

Phase 2 – Funded, Demographic Needed

District	Campus	Program Capacity (25:1 ratio)	Cost Estimate (+/-20%)	Project Type
OPSB	Lake Forest ES*	850	27,588,518	New
RSD	New Algiers ES*	850	27,588,518	New
RSD	Dunbar ES	556	23,895,118	New
RSD	Drew ES	654	20,995,187	Renovation
RSD	Gaudet ES	850	28,097,871	New
RSD	Morial ES	850	27,588,518	New
RSD	Fischer ES	850	28,122,564	New
RSD	Lower 9th Ward HS*	850	37,404,176	New
RSD	Live Oak ES	630	25,418,933	Renovation
RSD	Lafayette ES	694	22,222,469	Renovation
RSD	Fisk-Howard ES	556	23,895,118	New
RSD	Johnson ES	630	15,812,720	Renovation
RSD	Alexander ES	850	27,588,518	New
RSD	Abrams ES	850	27,588,518	New
RSD	Sherwood Forest ES	850	27,588,518	New
RSD	Bradley ES	850	27,588,518	New
RSD	NO East HS*	556	25,044,013	New
OPSB	Bethune ES	556	4,371,755	Classroom Addition
RSD	Tubman ES	850	27,588,518	New
OPSB	Wright HS**	594	26,489,839	Renovation
OPSB	Green ES**	426	17,527,129	Renovation
RSD	McDonogh 42	538	19,381,872	Renovation
OPSB	Karr HS	1122	59,118,060	New School
RSD	Schaumburg	712	2,702,984	Minor Repairs
RSD	Harney	366	1,816,903	Minor Repairs
RSD	MLK	610	3,353,771	Minor Repairs
OPSB	Nelson	542	2,266,768	Minor Repairs
OPSB	Bio-Medical Dist. HS*\$	556	25,044,013	New
Total for Phase 2		19,648	633,689,407	
Total for Phases 0-2		38,410	1,559,737,588	

** RSD to fund Type 5 charter in OPSB building

\$ Medical High School depends on the OPSB settlement with the State of LA on Mc11

Phase 3 – Additional Funding Needed

District	Campus	Program Capacity (25:1 ratio)	Cost Estimate (+/-20%)	Project Type
RSD	Gentilly Terrace ES	414	14,359,013	Renovation
RSD	Wicker ES	556	24,268,127	New
RSD	S. Williams ES	538	9,914,712	Renovation
OPSB	Mc 35 (Kerlerec St)	950	23,758,576	Renovation
RSD	Marshal ES	474	19,013,051	Renovation
RSD	Andrew Jackson ES	478	15,228,171	Renovation
OPSB	Lusher ES	430	14,633,903	Renovation
OPSB	Franklin ES	414	15,343,856	Renovation
RSD	Behrman ES	800	41,529,388	Renovation
OPSB	EastonHS	950	38,768,545	Renovation
OPSB	Fortier HS	1390	46,243,441	Renovation
RSD	Village de l'Est ES	850	28,053,747	New
RSD	Habans ES	850	27,930,745	New
RSD	Eisenhower ES	474	11,788,069	Renovation
RSD	Crossman ES	382	12,359,580	Renovation
RSD	Desire Neighborhood ES	556	23,895,118	New
RSD	Reed HS	1170	17,612,771	Renovation
OPSB	Franklin HS	926	16,599,792	Renovation
RSD	Allen ES	598	21,007,679	Renovation
Total for Phase 3		13,200	422,308,284	
Total for Phases 0-3		55,023	1,985,045,872	

Projects Removed from the Original Plan

Campus		Notes
RSD	Downtown International HS	Project reliant on City of New Orleans Community Development Block Grant (CDBG) funding from former City administration
RSD	Citywide Acre/Audubon Institute HS	Project reliant on City of New Orleans Community Development Block Grant (CDBG) funding from former City administration
RSD	Jones ES	Campus not required by demographic estimates; vacant and secured
RSD	Priestly HS	Campus not required by demographic estimates; vacant and secured
RSD	Shaw-Hansberry ES	Campus not required by demographic estimates; vacant and secured
RSD	McDonogh 15 ES	Campus not required by demographic estimates
RSD	Hoffman ES	Campus not required by demographic estimates; demolished
RSD	Lockett ES	Campus not required by demographic estimates; demolished
RSD	New Jeff ES at Site TBD	Campus not required by demographic estimates
RSD	New Lower 9 ES at Site TBD	Campus not required by demographic estimates
RSD	Jordan ES	Campus not required by demographic estimates; demolished

Of the above projects, only one facility (McDonogh 15) is currently in use.

Projects within Phase 2 of the Master Plan include enough capacity to serve the students occupying this school.

Campuses Available for Continued Use

Opportunity Campuses

Campus		Notes
RSD	Clark HS	No planned Capital Investment from the Districts
RSD	McNair ES	No planned Capital Investment from the Districts
RSD	McDonogh 28 ES	No planned Capital Investment from the Districts
RSD	Rabouin HS	No planned Capital Investment from the Districts
RSD	Audubon Extension HS	No planned Capital Investment from the Districts
RSD	Laurel ES	No planned Capital Investment from the Districts
RSD	Banneker ES	No planned Capital Investment from the Districts
RSD	Henderson ES	No planned Capital Investment from the Districts
RSD	Tureaud ES	No planned Capital Investment from the Districts
RSD	OP Walker HS	No planned Capital Investment from the Districts
RSD	John McDonogh HS	No planned Capital Investment from the Districts
RSD	Rosenwald ES	No planned Capital Investment from the Districts
RSD	Schwarz ES	No planned Capital Investment from the Districts
RSD	McDonogh 32	Potential swing space
RSD	Bauduit ES	Potential swing space
RSD	McDonogh 7 ES	Potential swing space
RSD	McNair ES	Potential swing space
RSD	Douglass HS	Potential swing space
RSD	Cohen HS	Potential swing space
RSD	Derham/Hoffman/Chester Modular Installation Project	Potential swing space
RSD	Our Lady of Lourdes	Building is temporarily leased from Archdiocese of NO

Campuses Remaining Landbanked

Campuses Remaining on Landbanked List

Campus		Notes
OPSB	Lasalle	Sold
RSD	New Orleans Free School	Vacant and secured; OPSB to sell in 2011
RSD	Jeff Building (N. Rendon)	Vacant and secured; OPSB to sell in 2011
RSD	Augustine	Vacant and secured
RSD	Chester	Demolished
RSD	Mondy	Vacant and secured
RSD	Terrell	Vacant and secured; demolition in 2011
RSD	Bell	Vacant and secured
RSD	Coghill	Demolished
RSD	Gordon	Demolished
OPSB	Capdau	Vacant and secured
RSD	Gregory	Demolition in Fall 2011
RSD	Haley	Vacant and secured
OPSB	Moton	Vacant and secured
RSD	Shaw	Vacant and secured
RSD	Hansberry	Vacant and secured
RSD	Armstrong	Vacant and secured
RSD	Edison	Demolished
RSD	Hardin	Demolished
OPSB	Fink	Sold
RSD	Derham	Demolition in Summer 2011
RSD	Kennedy	Demolition in Summer 2011
RSD	NO Center for Education of Adults	Vacant and secured; OPSB to sell in 2011
RSD	Abramson	Demolished

A Guide to The School Facilities Master Plan For Orleans Parish

SCHOOL BOARD DISTRICT 1

Carver HS
Lower 9th Ward HS (Site TBD)
King
Williams, Fannie C.
Morial
Gaudet
Sherwood Forest
Schaumburg
PreK-8 Curran
NOE HS (Site TBD) formerly NASA site
Village de l'Est
Reed
Armstrong (Landbanked)
Edison (Landbanked)
Hardin (Landbanked)
Lawless HS (Landbanked)
Abramson (Landbanked)
L9 PreK-8 ES (Site TBD–
Eliminated Project)

SCHOOL BOARD DISTRICT 2

Parkview
Desire Neighborhood
Drew
Little Woods
Osborne
Lake Forest (site TBD)
Abrams
Livingston HS
Jordan School
Coghill (Landbanked)
Moton (Landbanked)
Douglass HS (Opportunity List)

SCHOOL BOARD DISTRICT 3

Hughes
New Mc 35 (Phillips/Waters site)
Easton
Nelson
Marshall
Hynes
Bienville
Lake Area
Gentilly Terrace
Alexander
Franklin HS
Old Jeff (Landbanked)
Phillips (Repurpose Site)
Waters (Repurpose Site)
Kennedy (Landbanked)
Gordon (Landbanked)
Dibert (Opportunity List)
McDonogh 28 (Opportunity List)

SCHOOL BOARD DISTRICT 4

Harte
Landry
Fisher
Tubman (site TBD)
Behrman
Habans
Eisenhower
Karr
Fink Site (Landbanked)
Jones (Addition to Landbank List)
Fischer (Removed from Landbank List)
Rabouin (Opportunity List)
Schwarz Alternative
School (Opportunity List)
Walker (Opportunity List)
McDonogh 32 (Opportunity List)
Henderson (Opportunity List)
Rosenwald (Opportunity List)
McDonogh 1.5 (Opportunity List)
Henderson (Opportunity List)
Citywide International Baccalaureate
School (Eliminated Project)
New Algiers PreK-8 (site TBD–
Eliminated Project)
Citywide Acres/Audubon Inst.
Laboratory Site – (Eliminated Project)

SCHOOL BOARD DISTRICT 5

Crocker
Guste
Jackson, Mahalia
Live Oak
Woodson
Jackson, Andrew
Harney
Wilson
Allen
Fortier
Wright HS
Franklin ES
Booker T. Washington
Williams, Sylvania
Green
McMain
Crossman
Banks (Landbanked)
Lafon (Landbanked)
NO Free School (Landbanked)
Hoffman (Addition to Landbank List)
Green (Removed from Landbank List)
McDonogh 7 (Opportunity List)
Ashe (Opportunity List)
Bauduit (Opportunity List)
Laurel (Opportunity List)
Cohen (Opportunity List)

SCHOOL BOARD DISTRICT 6

Audubon
Lafayette
Dunbar
Bethune
Johnson
Lusher
Fisk-Howard
Crossman
Derham (Landbanked)
LaSalle (Landbanked)
Augustine (Landbanked)
Chester (Landbanked)
Terrell (Landbanked)
Priestley /Vacant (Addition
to Landbank List)
Johnson (Removed from Landbank List)
Audubon Extension (Opportunity List)
Banneker (Opportunity List)
McNair (Opportunity List)
New Jeff TBD site (Eliminated Project)

SCHOOL BOARD DISTRICT 7

Craig
Wheatley
Citywide Medical Laboratory – Site TBD
McDonogh 35 (Kerlerec)
McDonogh 42
Wicker
Bradley
Colton
Frantz
Mondy (Landbanked)
Bell (Landbanked)
Bradley (Landbanked)
Gregory (Landbanked)
Haley (Landbanked)
NO Center for Education
of Adults (Landbanked)
Shaw (Landbanked)
McDonogh 11 (Landbanked)
Capdau (Landbanked)
Hansberry (Landbanked)
Lockett (Addition to Landbank List)
Bradley (Removed from Landbank List)
Tureaud (Opportunity List)
John McDonogh (Opportunity List)
Clark (Opportunity List)
Shaw/Hansberry (Eliminated Project)